



National Marine Manufacturers Association

nmma.org

# ECONOMIC SIGNIFICANCE OF RECREATIONAL BOATING IN TEXAS

## CONGRESSIONAL DISTRICT 27

Number of Recreational Boats*	24,845
Recreational Boating Industry Businesses	185
Total Jobs	2,204
Annual Recreational Boating-Related Spending	\$117.8 MILLION



TOTAL ANNUAL ECONOMIC IMPACT OF RECREATIONAL BOATING:

**\$278.5** MILLION

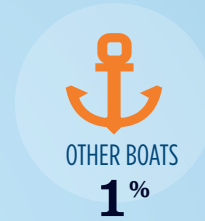

### RECREATIONAL BOATS IN TX-27

TOTAL BOATS\* 24,845

REGISTERED BOATS	24,845
Power boats	21,816
PWCs	2,261
Sailboats	607
Other Boats	161

HOUSEHOLDS PER BOAT 10.4

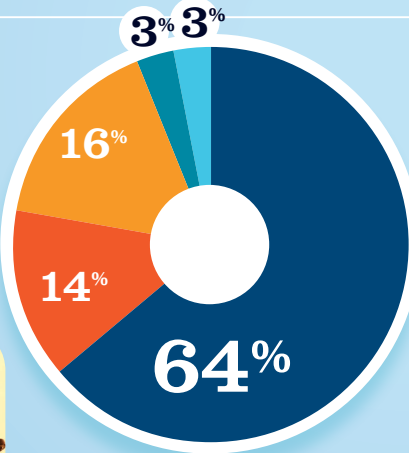
\*Total boats are registered boats as reported by states to the USCG.



### RECREATIONAL BOATING CREATES JOBS IN TX-27

TOTAL BOATING JOBS 1,119

Boat Building	33
Motor / Engine Mfgr.	38
Accessory / Supplies Mfgr.	174
Dealers / Wholesalers	158
Boat Services	716



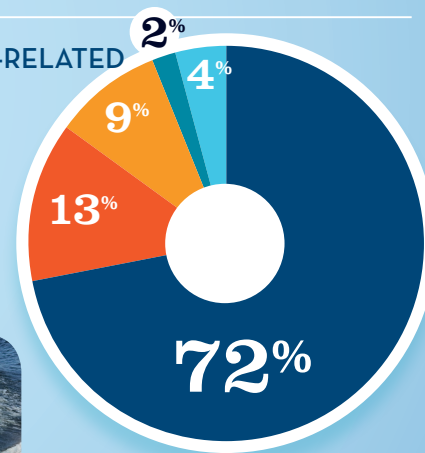
BOAT BUILDING DLRS/WHOLESALERS  
MOTOR/ENG. MFR. BOAT SERVICES  
ACC./SUPPLIES MFR.



### RECREATIONAL BOATING-RELATED BUSINESSES IN TX-27

TOTAL BUSINESSES 185

Boat Building	7
Motor / Engine Mfgr.	4
Accessory / Supplies Mfgr.	16
Dealers / Wholesalers	24
Boat Services	134



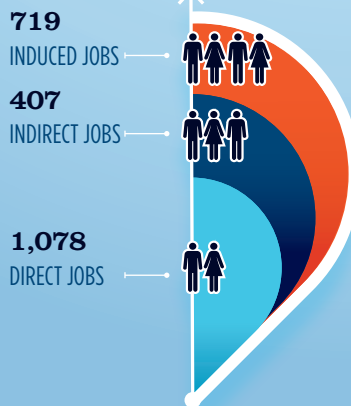
BOAT BUILDING DLRS/WHOLESALERS  
MOTOR/ENG. MFR. BOAT SERVICES  
ACC./SUPPLIES MFR.



### ESTIMATED JOBS IMPACT OF RECREATIONAL BOATING-RELATED SPENDING IN TX-27

EST. TOTAL JOBS 2,204

EST. TOTAL LABOR INCOME	\$91.4 MILLIONS
Est. Direct Income	\$37.2
Est. Indirect Income	\$22.7
Est. Induced Income	\$31.5

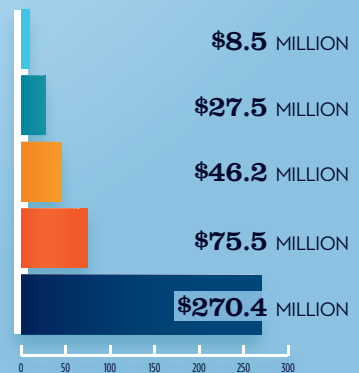


### RECREATIONAL BOATING INDUSTRY SALES IN TX-27

Boat Building	\$8.5 MILLIONS
Motor / Engine Mfgr.	\$27.5
Accessory / Supplies Mfgr.	\$46.2
TOTAL MFR. SALES	\$82.2

Dealers / Wholesalers	\$75.5
Boat Services	\$270.4
TOTAL RETAIL & SERVICES SALES	\$345.9

BOAT BUILDING DLRS/WHOLESALERS  
MOTOR/ENG. MFR. BOAT SERVICES  
ACC./SUPPLIES MFR.



Source: NMMMA's Center of Knowledge; Recreational Marine Research Center at Michigan State University